



# Covid-19 In Guilford County

4/27/2020 12:38:53 AM



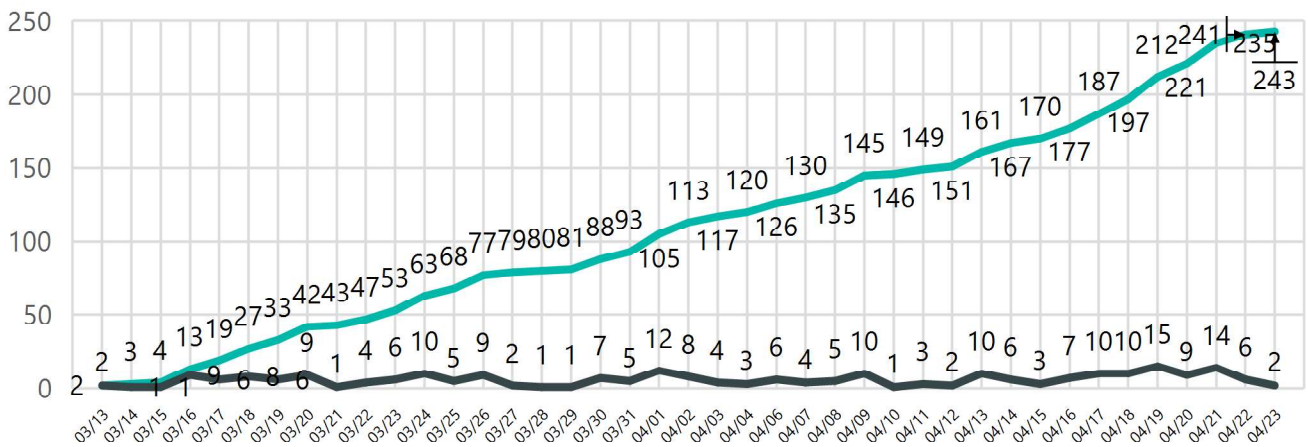
**Total Positive Cases      Total Hospitalized      Total Deaths      Total Recoveries**

308    64    19    71

\*\* Daily Covid-19 positive counts may differ from total patient positive counts due to delay in data entry \*\*

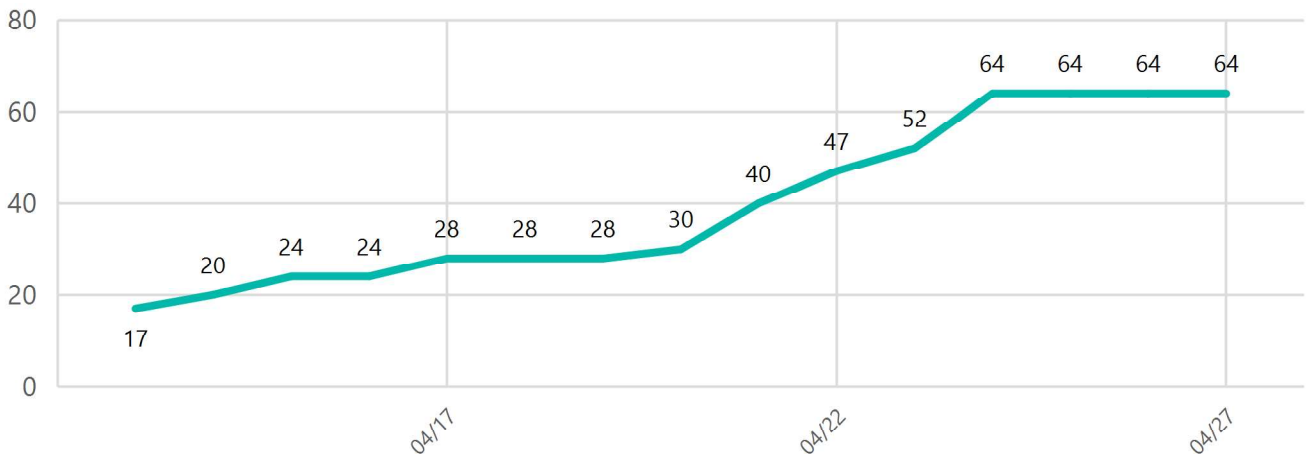
## Confirmed Cases of Covid-19

Running Total      Daily Positive Tests



## Total Hospitalizations by Date

Total





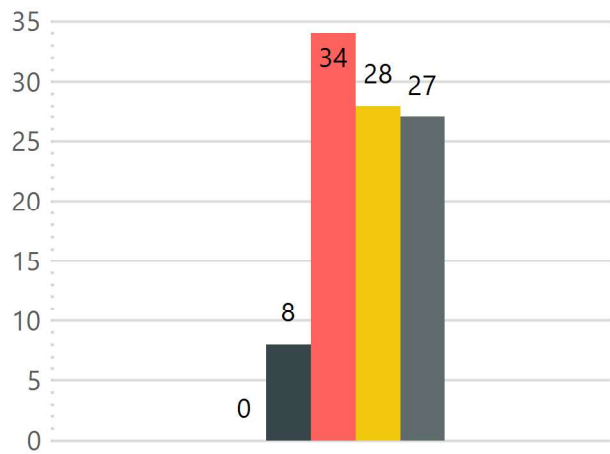
# Covid-19 In Guilford County

4/27/2020 12:38:53 AM



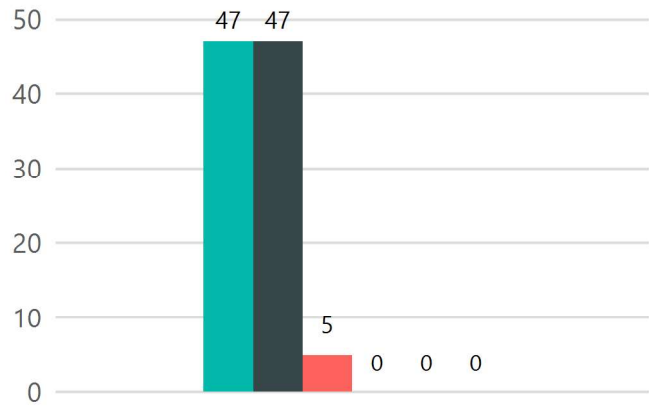
**Positive Test Percentage by Age**

■ Ages 0 to 17    ■ Ages 25 to 49    ■ Over 65  
■ Ages 18 to 24    ■ Ages 50 to 64



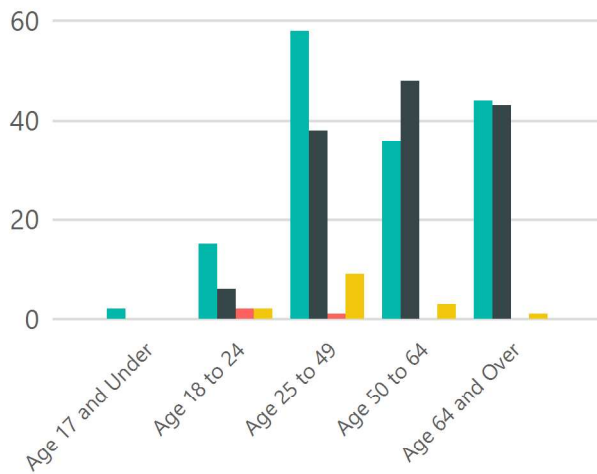
**Death Percentage by Race**

■ White    ■ Asian    ■ Other  
■ Black    ■ Native American    ■ Unknown



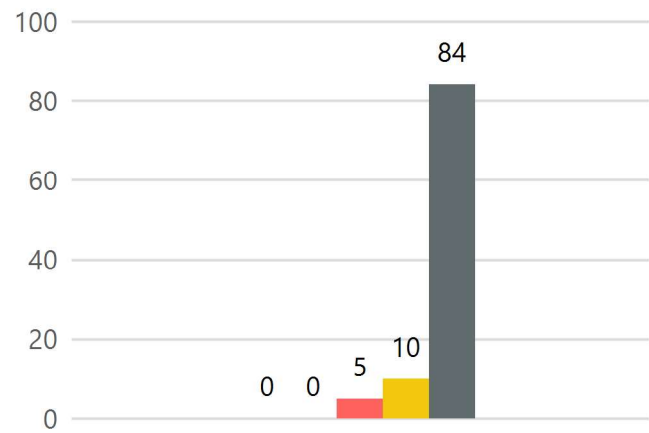
**Positive Test by Age and Gender**

■ F    ■ M    ■ Trans    ■ U



**Deaths Percentage by Age**

■ Ages 0 to 17    ■ Ages 25 to 49    ■ Over 65  
■ Ages 18 to 24    ■ Ages 50 to 64





# Covid-19 In Guilford County

4/27/2020 12:38:53 AM



**Positive Case Percentages by Race**

Asian Black N Amer Other White Unknown

