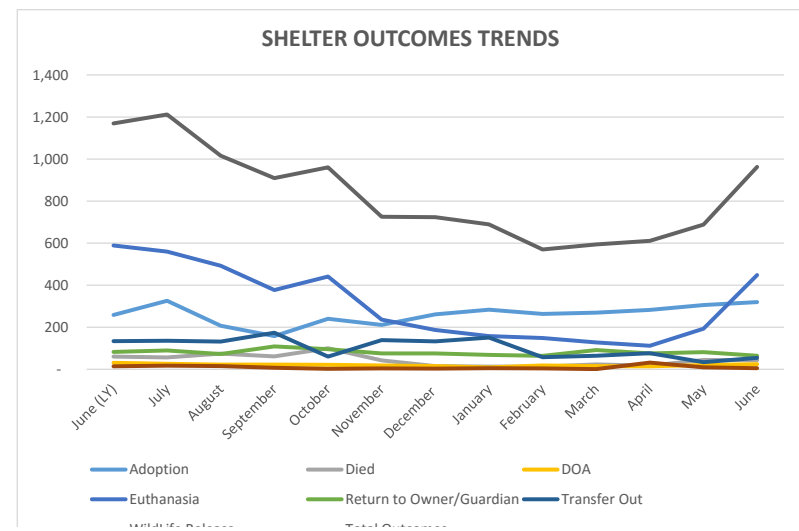
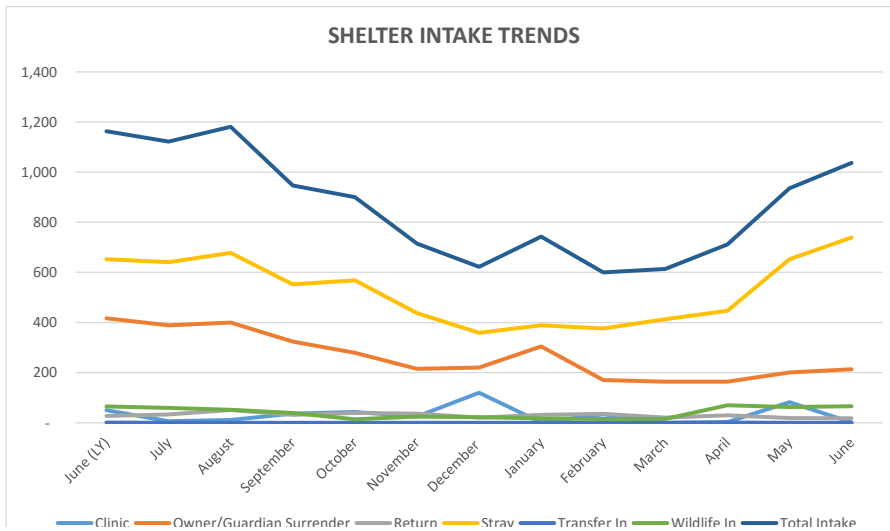


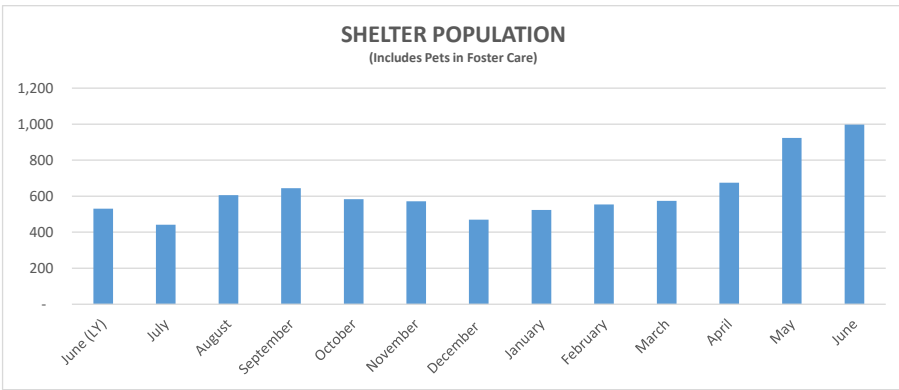
	CURRENT FISCAL YEAR													average	YTD	
	June (LY)	July	August	September	October	November	December	January	February	March	April	May	June			
<b>Beginning Population**</b>	<b>538</b>	<b>531</b>	<b>441</b>	<b>606</b>	<b>644</b>	<b>583</b>	<b>572</b>	<b>470</b>	<b>524</b>	<b>554</b>	<b>574</b>	<b>675</b>	<b>923</b>	<b>591</b>		
<b>Intake</b>																
Clinic	50	6	11	37	43	25	120	1	34	-	3	82	1	<b>30</b>	-	363
Owner/Guardian Surrender	417	389	400	324	279	215	220	305	171	164	164	201	214	<b>254</b>		3,046
Return	27	33	51	32	39	37	21	32	36	21	30	19	18	<b>31</b>		369
Stray	653	641	678	552	568	438	359	389	376	413	447	653	739	<b>521</b>		6,253
Transfer In	1	-	-	-	-	-	-	-	1	-	1	-	-	<b>0</b>		2
Wildlife In	65	59	52	39	14	25	22	17	16	16	70	63	66	<b>38</b>		459
<b>Total Intake</b>	<b>1,163</b>	<b>1,122</b>	<b>1,181</b>	<b>947</b>	<b>900</b>	<b>715</b>	<b>622</b>	<b>743</b>	<b>600</b>	<b>614</b>	<b>712</b>	<b>936</b>	<b>1,037</b>	<b>844</b>		10,129
<b>Outcomes</b>																
Adoption	258	326	207	158	240	211	261	284	263	269	283	306	320	<b>261</b>		3,128
Clinic Out	50	3	13	34	46	25	112	11	34	-	3	79	1	<b>30</b>		361
Died	61	57	75	62	100	42	15	13	13	23	17	44	43	<b>42</b>		504
DOA	31	26	22	22	21	18	15	9	18	15	14	20	24	<b>19</b>		224
Euthanasia	589	560	492	377	441	236	187	158	149	128	112	193	448	<b>290</b>		3,481
Other	-	-	-	-	-	-	34	-	1	1	-	-	3	<b>3</b>		39
Return to Owner/Guardian	83	90	73	109	96	76	69	64	92	76	82	65	65	<b>81</b>		968
Transfer Out	134	136	132	174	61	139	133	151	58	65	77	34	55	<b>101</b>		1,215
Wildlife Release	14	17	15	7	2	4	3	5	4	1	32	9	5	<b>9</b>		104
<b>Total Outcomes</b>	<b>1,170</b>	<b>1,212</b>	<b>1,016</b>	<b>909</b>	<b>961</b>	<b>726</b>	<b>724</b>	<b>689</b>	<b>570</b>	<b>594</b>	<b>611</b>	<b>688</b>	<b>963</b>	<b>805</b>		9,663
<b>Ending Population**</b>	<b>531</b>	<b>441</b>	<b>606</b>	<b>644</b>	<b>583</b>	<b>572</b>	<b>470</b>	<b>524</b>	<b>554</b>	<b>574</b>	<b>675</b>	<b>923</b>	<b>997</b>	<b>630</b>		

\*\*includes pets in foster care

EUTHANASIA % INTAKE	56%	53%	44%	43%	52%	35%	39%	22%	27%	21%	18%	24%	46%
EUTHANASIS % OUTCOMES	53%	47%	50%	43%	48%	34%	31%	23%	28%	22%	19%	32%	47%



— Intake — Owner/ Guardian Surrender — Return — Stay — Transfer in — Transfer in — Total Intake



— Wildlife Release — Total Outcomes

