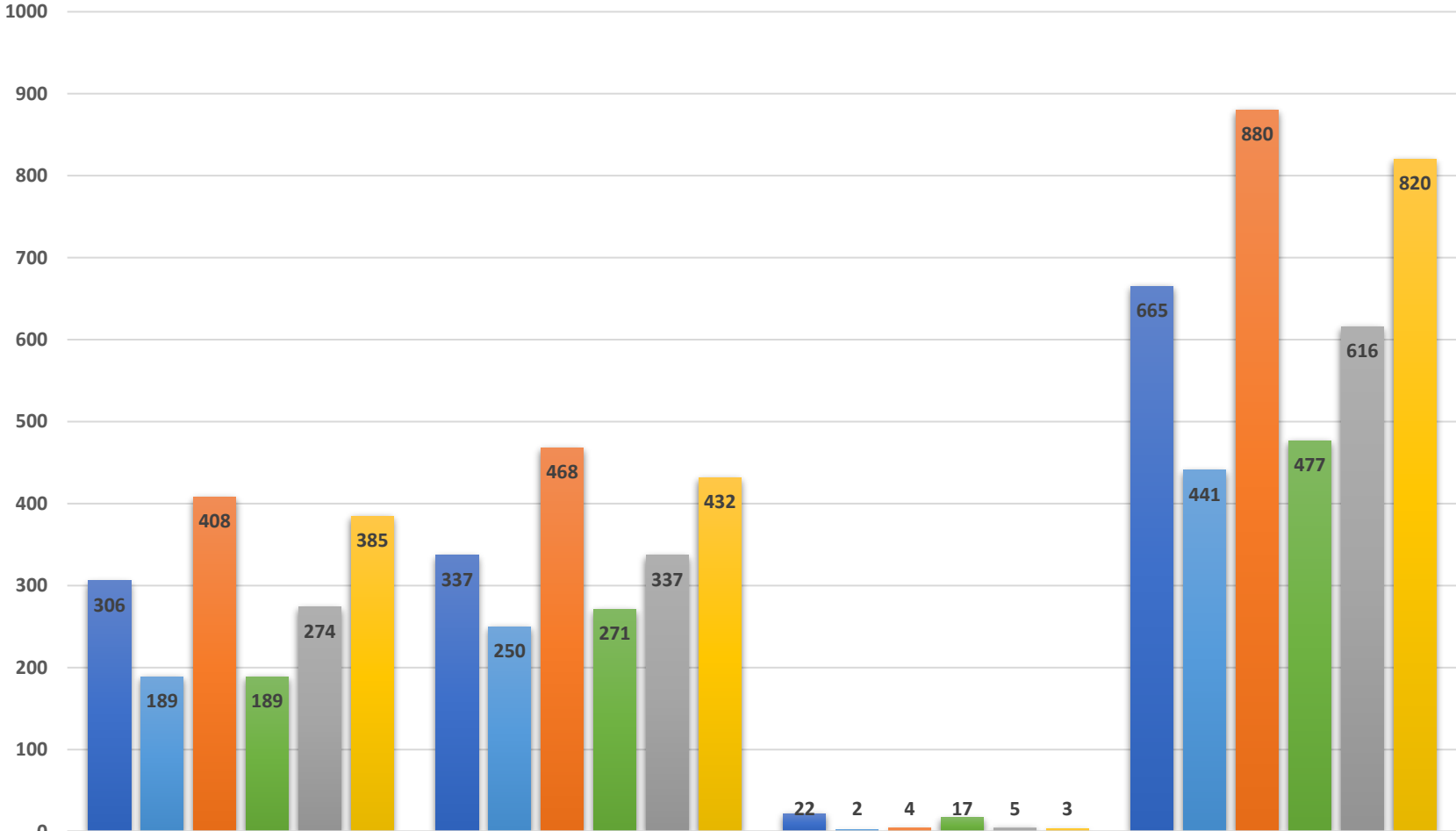


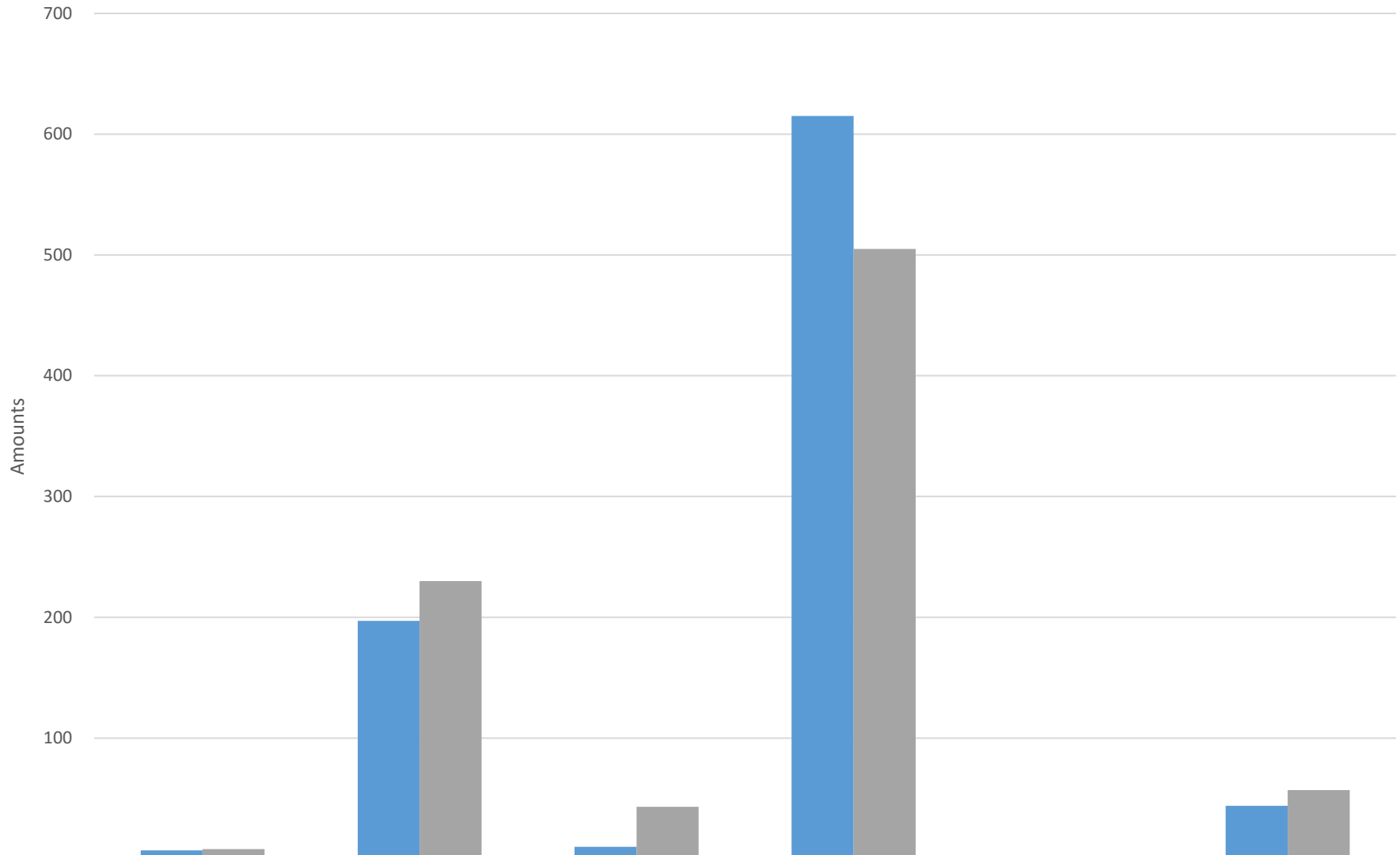
Monthly Pet Population



	Dogs	Cats	Wildlife and other	Total
July-2015	306	337	22	665
July-2016	189	250	2	441
July-2017	408	468	4	880
August-2015	189	271	17	477
August-2016	274	337	5	616
August-2017	385	432	3	820

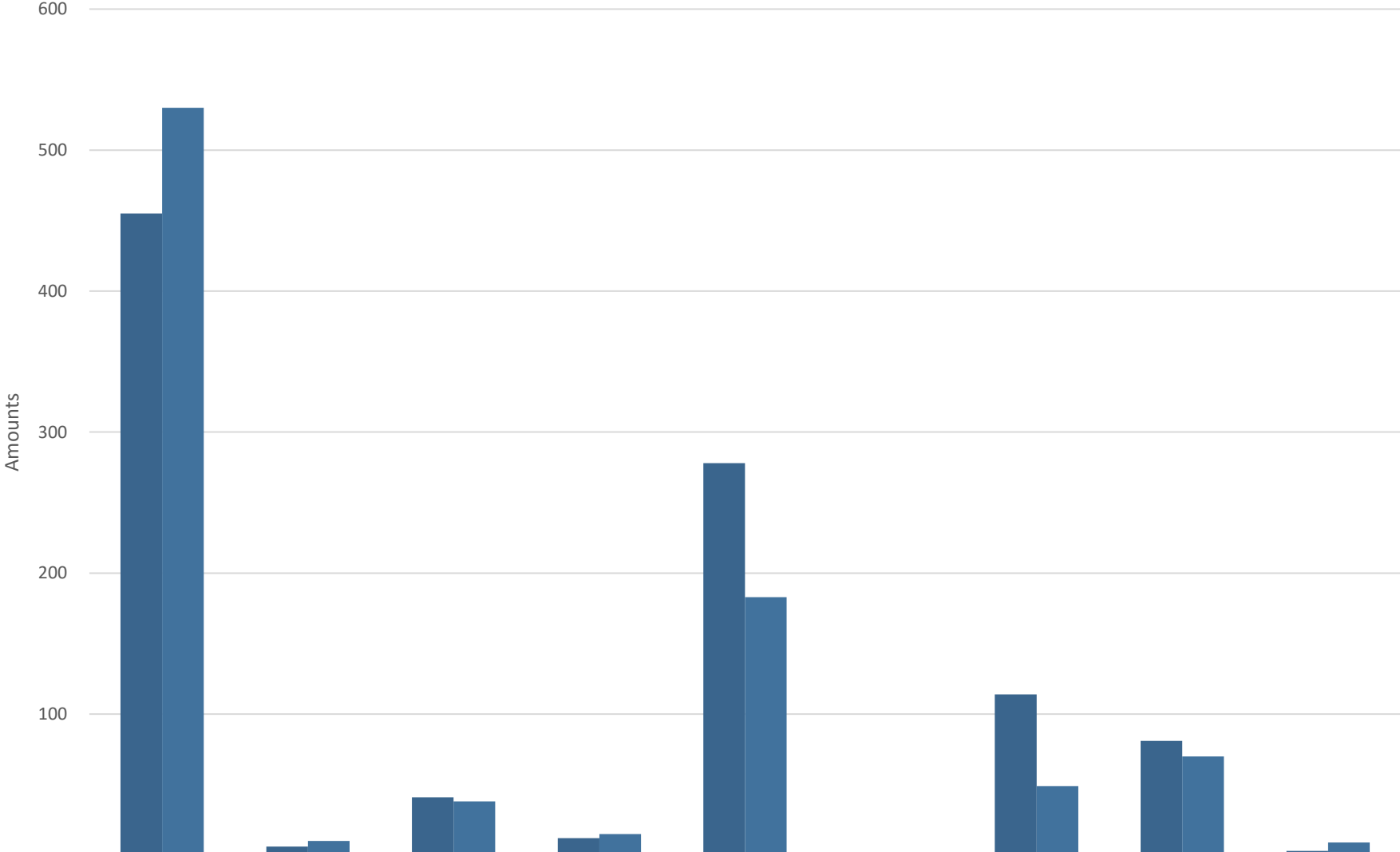
The Monthly Pet Population includes Animals in Fostercare and the Foster-to-Adopt Program

Monthly Intake Statistics



	Clinic	Owner/Guardian Surrender	Return	Stray	Transfer In	Wildlife In
July	7	197	10	615	-	44
August	8	230	43	505	1	57

Montly Outcome Statistics



	Adoption	Clinic Out	Died	DOA	Euthanasia	Other	Return to Owner/Guardian	Transfer Out	WildLife Release
July	455	6	41	12	278	-	114	81	3
August	530	10	38	15	183	-	49	70	9

Guilford County
Monthly Animal Shelter Statistical Report
Dogs and Cats

Dogs	August	Cats	August
Beginning Population	408	Beginning Population	468
Intake		Intake	
Clinic	8	Clinic	-
Owner/Guardian Surrender	126	Owner/Guardian Surrender	98
Return	35	Return	8
Stray	249	Stray	256
Transfer In	1	Transfer In	-
Wildlife In	-	Wildlife In	-
Total Intake	419	Total Intake	362
Outcomes		Outcomes	
Adoption	311	Adoption	219
Clinic Out	9	Clinic Out	-
Died	1	Died	37
DOA	3	DOA	6
Euthanasia	24	Euthanasia	118
Other	-	Other	-
Return to Owner/Guardian	46	Return to Owner/Guardian	3
Transfer Out	48	Transfer Out	15
Wildlife Release	-	Wildlife Release	-
Total Outcomes	442	Total Outcomes	398
Ending Population	385	Ending Population	432