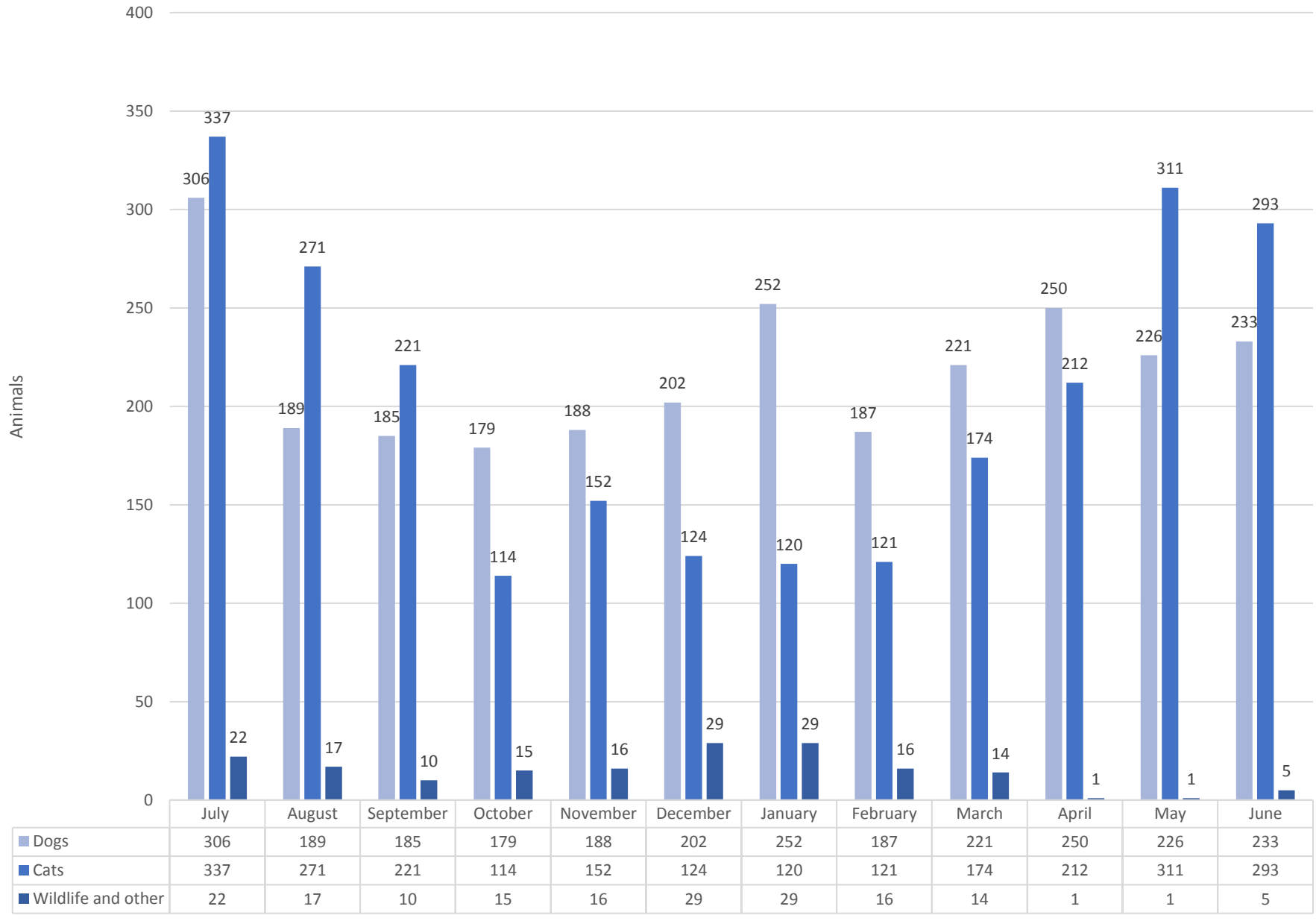
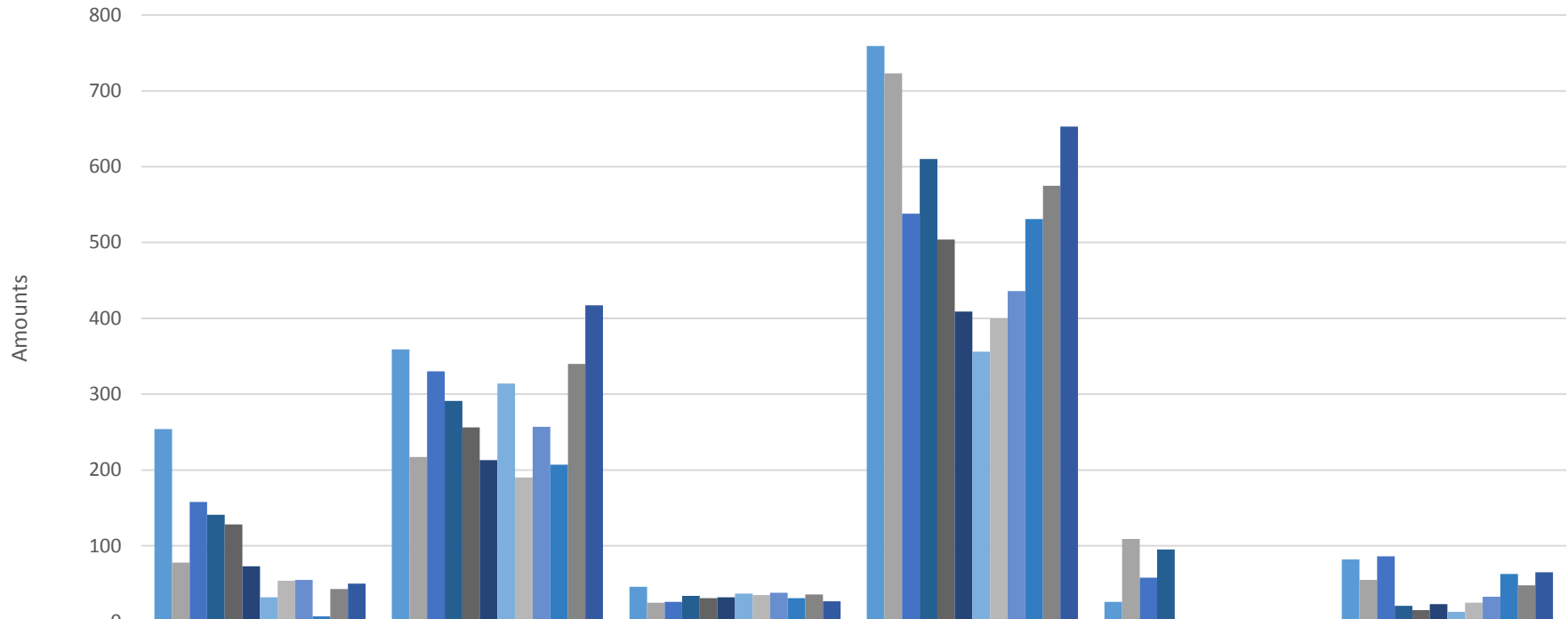


Monthly Animal Shelter Population

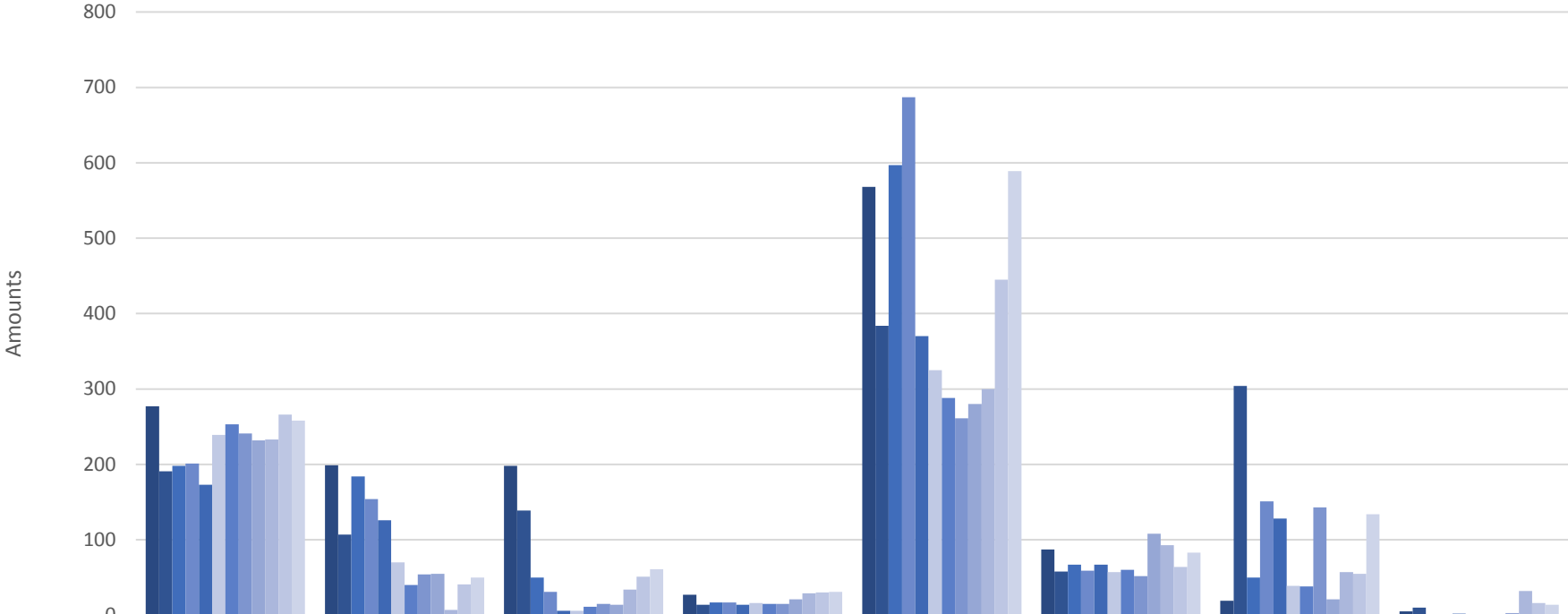


Monthly Intake Statistics



	Clinic	Owner/Guardian Surrender	Return	Stray	Transfer In	Wildlife In
July	254	359	46	759	26	82
August	78	217	25	723	109	55
September	158	330	26	538	58	86
October	141	291	34	610	95	21
November	128	256	31	504	0	15
December	73	213	32	409	1	23
January	32	314	37	356	0	13
February	54	190	35	400	0	25
March	55	257	38	436	0	33
April	7	207	31	531	0	63
May	43	340	36	575	1	48
June	50	417	27	653	1	65

Montly Outcome Statistics



	Adoption	Clinic Out	Died	DOA	Euthanasia	Return to Owner/Guadian	Transfer Out	WildLife Release
■ July	277	199	198	27	568	87	19	5
■ August	191	107	139	14	384	58	304	10
■ September	198	184	50	17	597	67	50	0
■ October	201	154	31	17	687	59	151	0
■ November	173	126	6	14	370	67	128	2
■ December	239	70	6	16	325	57	39	0
■ January	253	40	11	15	288	60	38	1
■ February	241	54	15	15	261	52	143	0
■ March	232	55	14	21	280	108	21	3
■ April	233	7	34	29	300	93	57	32
■ May	266	41	51	30	445	64	55	16
■ June	258	50	61	31	589	83	134	14

Guilford County
Monthly Animal Shelter Statistical Report
Dogs and Cats

Dogs	July	August	September	October	November	December	January	February	March	April	May	June
Beginning Population	242	306	189	185	179	188	202	252	182	221	250	271
Intake												
Clinic	166	60	126	113	115	53	18	40	48	7	31	43
Owner/Guardian Surrender	158	124	199	161	164	124	216	124	148	126	161	199
Return	33	23	16	21	22	15	29	23	26	27	25	20
Stray	336	289	255	326	231	251	251	248	264	287	274	283
Transfer In	26	42	20	9	-	1	-	-	-	-	1	1
Wildlife In	-	-	-	-	-	-	-	-	-	-	-	-
Total Intake	719	538	616	630	532	444	514	435	486	447	492	546
Outcomes												
Adoption	183	138	135	122	125	150	152	152	171	162	164	195
Clinic Out	143	74	143	123	115	51	21	100	48	7	30	43
Died	14	7	10	3	0	4	6	11	3	1	6	2
DOA	11	4	13	10	9	3	10	6	12	14	13	13
Euthanasia	219	203	255	284	171	135	186	111	116	134	157	161
Return to Owner/Guardian	81	62	64	55	64	55	57	50	81	75	64	75
Transfer Out	4	167	0	39	39	32	32	75	16	25	37	95
Wildlife Release	-	-	-	-	-	-	-	-	-	-	-	-
Total Outcomes	655	655	620	636	523	430	464	505	447	418	471	584
Ending Population	306	189	185	179	188	202	252	182	221	250	271	233

Guilford County
Monthly Animal Shelter Statistical Report
Dogs and Cats

Cats	July	August	September	October	November	December	January	February	March	April	May	June
Beginning Population	214	337	271	221	114	152	124	120	121	174	212	311
Intake												
Clinic	87	33	32	28	13	20	14	12	8	-	12	7
Owner/Guardian Surrender	182	100	131	125	131	77	64	63	107	75	174	210
Return	13	9	10	11	9	14	8	10	12	4	10	7
Stray	425	333	283	248	221	143	105	146	188	312	329	362
Transfer In	31	-	33	86	-	-	-	-	-	-	-	-
Wildlife In	-	-	-	-	-	-	-	-	-	-	-	-
Total Intake	738	475	489	498	374	254	191	231	315	391	525	586
Outcomes												
Adoption	76	72	63	66	45	75	84	78	60	75	98	102
Clinic Out	55	59	41	30	11	19	17	12	8	-	11	7
Died	174	130	40	9	1	2	5	3	6	-	40	59
DOA	8	9	4	5	5	7	1	3	7	-	9	11
Euthanasia	282	223	342	383	187	173	86	129	140	274	260	383
Return to Owner/Guardian	6	3	3	4	2	2	1	0	4	4	8	5
Transfer Out	14	45	46	108	85	4	1	5	37	-	-	37
Wildlife Release	-	-	-	-	-	-	-	-	-	-	-	-
Total Outcomes	615	541	539	605	336	282	195	230	262	353	426	604
Ending Population	337	271	221	114	152	124	120	121	174	212	311	293