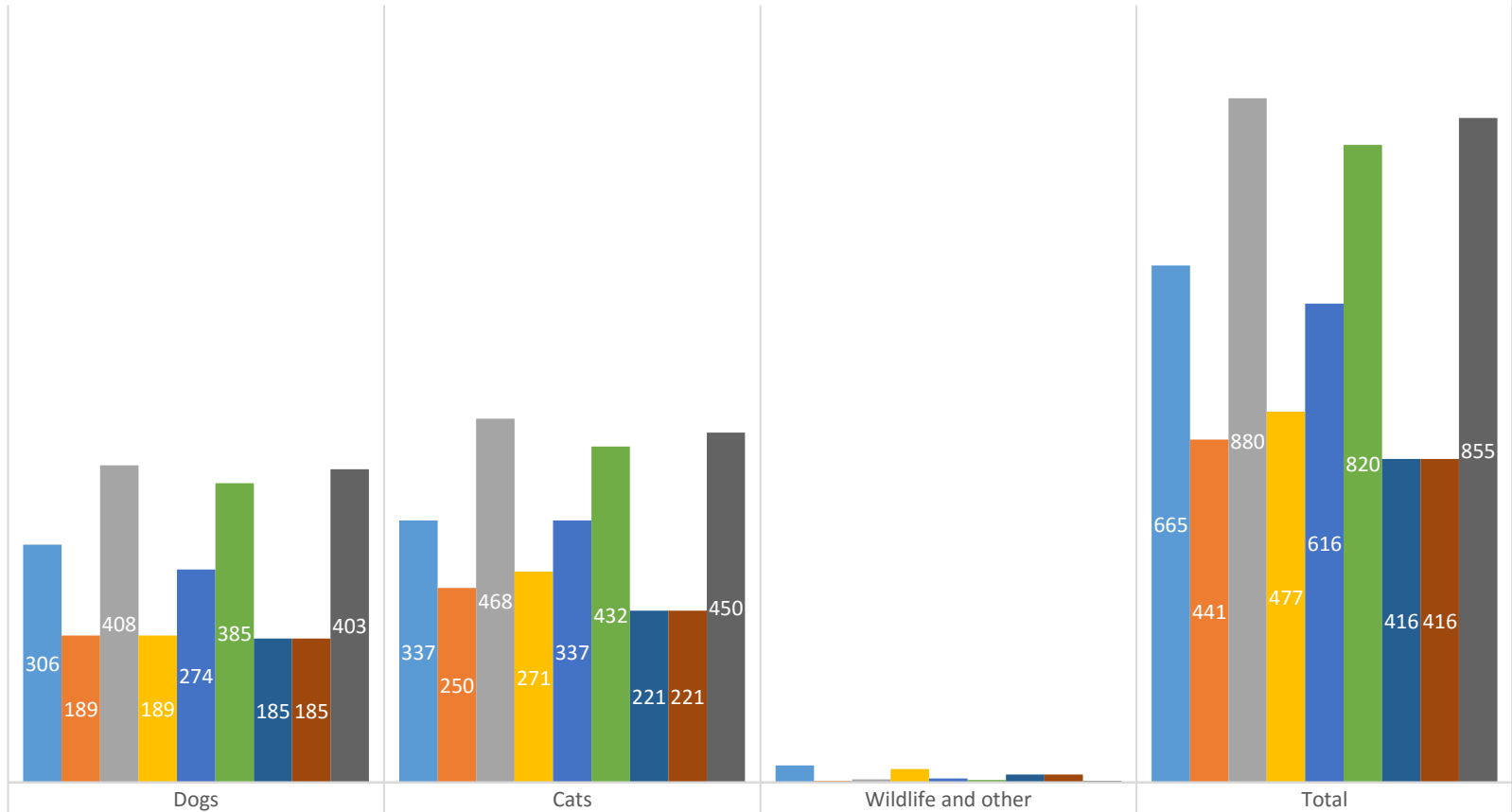


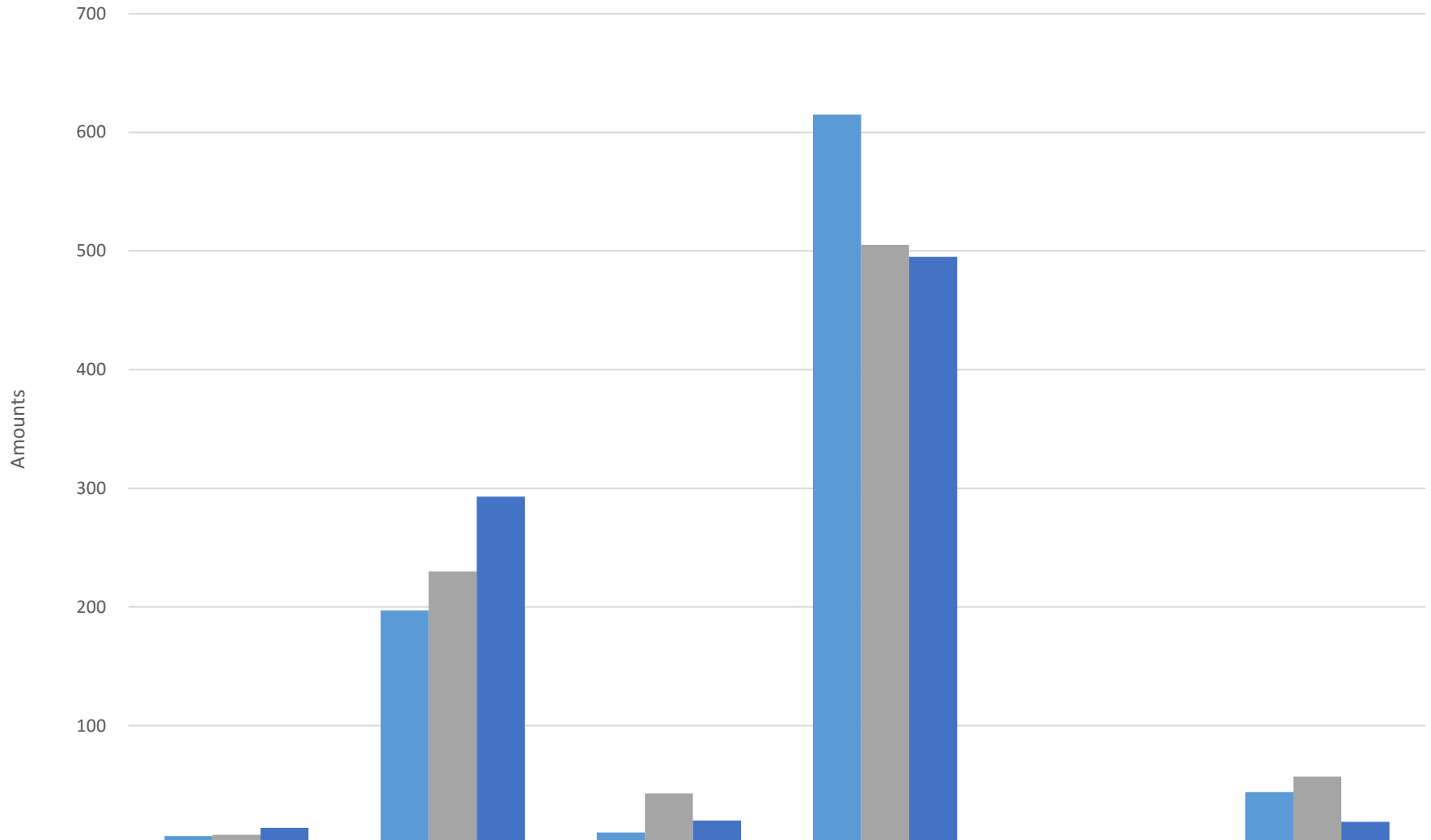
## MONTHLY PET POPULATION



July-2015	306	337	22	665
July-2016	189	250	2	441
July-2017	408	468	4	880
August-2015	189	271	17	477
August-2016	274	337	5	616
August-2017	385	432	3	820
September-2015	185	221	10	416
September-2016	185	221	10	416
September-2017	403	450	2	855

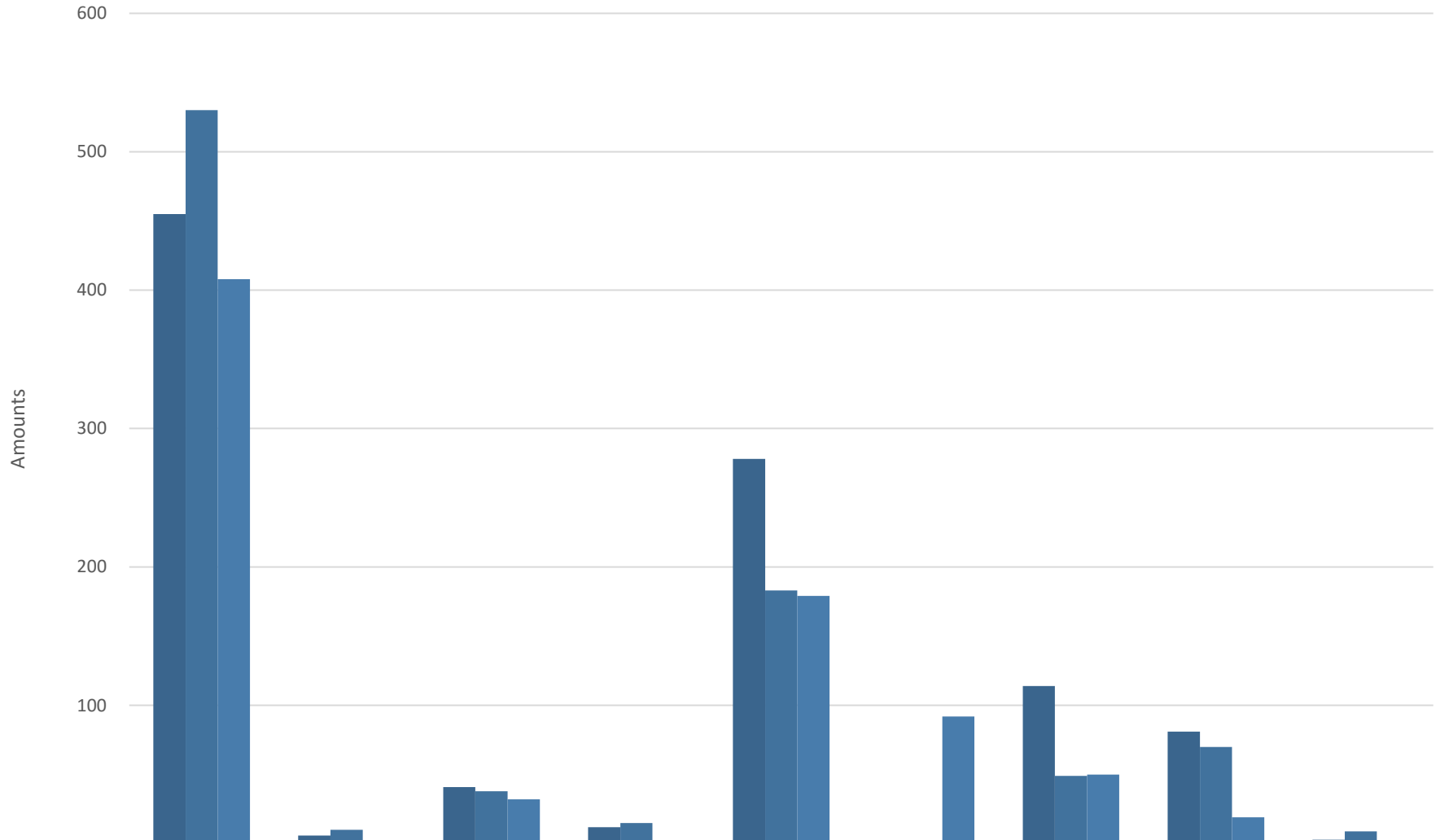
The totals for FY17-18 include animals in foster care and the foster-to adopt program.

### FY 18 Monthly Intake Statistics



	Clinic	Owner/Guardian Surrender	Return	Stray	Transfer In	Wildlife In
■ July	7	197	10	615	-	44
■ August	8	230	43	505	1	57
■ September	14	293	20	495	-	19

## FY18 Montly Outcome Statistics



	Adoption	Clinic Out	Died	DOA	Euthanasia	Other (Foster)	Return to Owner/Guadian	Transfer Out	WildLife Release
■ July	455	6	41	12	278	-	114	81	3
■ August	530	10	38	15	183	-	49	70	9
■ September	408	-	32	1	179	92	50	19	-

**Guilford County**  
**Monthly Animal Shelter Statistical Report**  
**Dogs and Cats**

<b>Dogs</b>	<b>Sept.</b>	<b>Cats</b>	<b>Sept.</b>
<b>Beginning Population</b>	<b>385</b>	<b>Beginning Population</b>	<b>432</b>
<b>Intake</b>		<b>Intake</b>	
Clinic	7	Clinic	1
Owner/Guardian Surrender	147	Owner/Guardian Surrender	156
Return	16	Return	4
Stray	217	Stray	243
Transfer In	-	Transfer In	-
Wildlife In	-	Wildlife In	-
<b>Total Intake</b>	<b><u>387</u></b>	<b>Total Intake</b>	<b><u>404</u></b>
<b>Outcomes</b>		<b>Outcomes</b>	
Adoption	246	Adoption	162
Clinic Out	-	Clinic Out	-
Died	2	Died	30
DOA	-	DOA	-
Euthanasia	32	Euthanasia	131
Other - Foster	29	Other - Foster	63
Return to Owner/Guardian	44	Return to Owner/Guardian	-
Transfer Out	16	Transfer Out	-
Wildlife Release	-	Wildlife Release	-
<b>Total Outcomes</b>	<b><u>369</u></b>	<b>Total Outcomes</b>	<b><u>386</u></b>
<b>Ending Population</b>	<b><u><u>403</u></u></b>	<b>Ending Population</b>	<b><u><u>450</u></u></b>