



every baby
guilford

ELIMINATING DISPARITIES.
ENDING INFANT DEATHS.
EMPOWERING FAMILIES.



PUBLIC HEALTH

Every baby and family should have equitable opportunities and access to achieve the healthiest start in life. In Guilford County, too many babies don't have that chance. In 2022...

<p>5,883 babies were born in Guilford County</p>	<p>52 of these babies didn't celebrate a first birthday</p>	<p>27 (52%) of these babies were Black from all socioeconomic levels</p>
---	--	---

Every Baby Guilford's mission is to ignite and mobilize Guilford County through partnerships and unified strategies to eliminate racial disparities and prevent infant deaths.

We are a collective action movement building collaborative solutions that centers and works together with the community to disrupt longstanding racial disparities in infant mortality in Guilford County.



Our Bold Goal

Every Baby Guilford and our partners will reduce racial disparities in infant death by **50% by 2026 and eliminate them by 2031.**

Our Strategies

<p>Advance health equity</p>	<p>Center community engagement</p>	<p>Strengthen reproductive care and life planning</p>	<p>Promote infant wellness and positive child development</p>
-------------------------------------	---	--	--

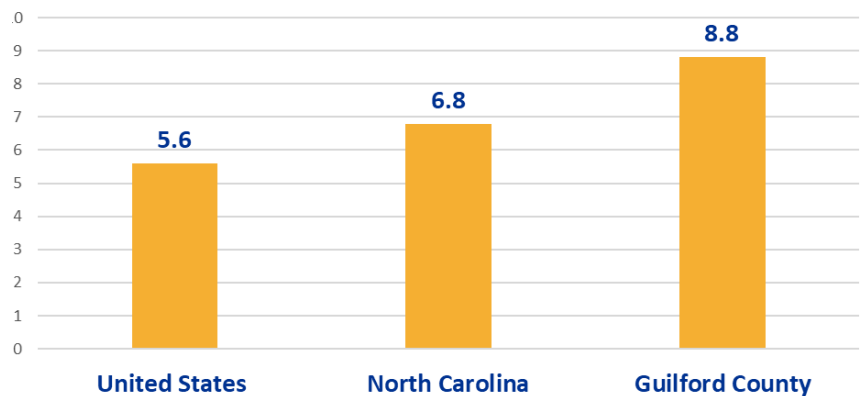
2024 Crucial Conversations: The State of Infant and Maternal Health in Guilford County

On June 10, 2024, community leaders and members gathered for an update on the newly released infant mortality data (from calendar year 2022). Infant mortality is the death of an infant before their first birthday. The infant mortality rate is the number of infant deaths for every 1,000 live births. Maternal and infant health outcomes are key indicators for gauging the overall health and wellbeing of a community. If a community has poor birth outcomes that leads to higher infant mortality rates, one should ask, what is wrong with that community (not the individual) that causes the poor birth outcomes? As Alexander Den Hieffer stated, “When the flower does not bloom, you fix the environment in which it grows, not the flower.”

The NC 2022 infant mortality rate remained unchanged from the 2021 rate — at 6.8 deaths per 1,000 births. This rate has been stagnant in recent years and has kept North Carolina among the ten highest infant mortality rates among states.

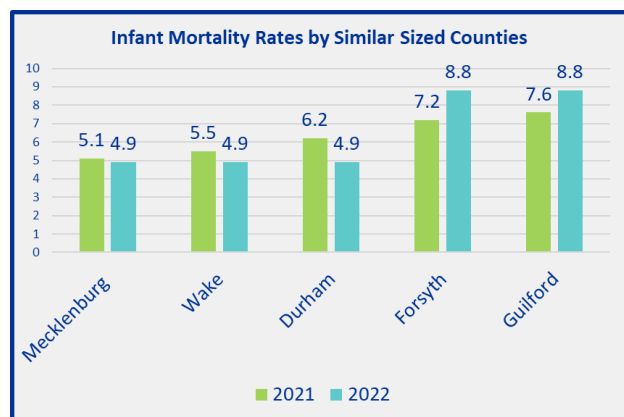
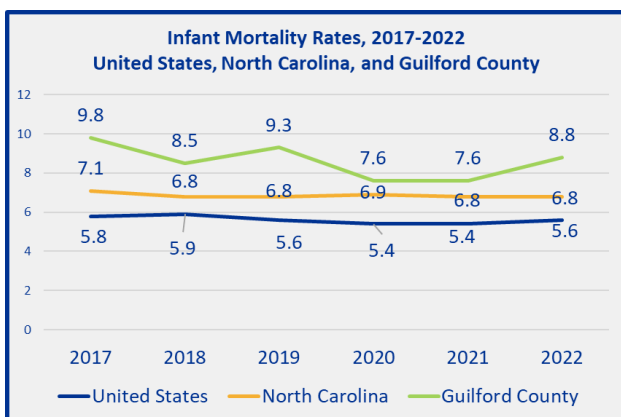
For the past two years, Guilford County has been on a downward trend for overall infant mortality rates. However, in 2022, Guilford County had a 15.8% increase in the overall infant mortality rate and it continues to remain higher than the state and national rates.

**2022 Infant Mortality Rates
Per 1,000 Live Births**

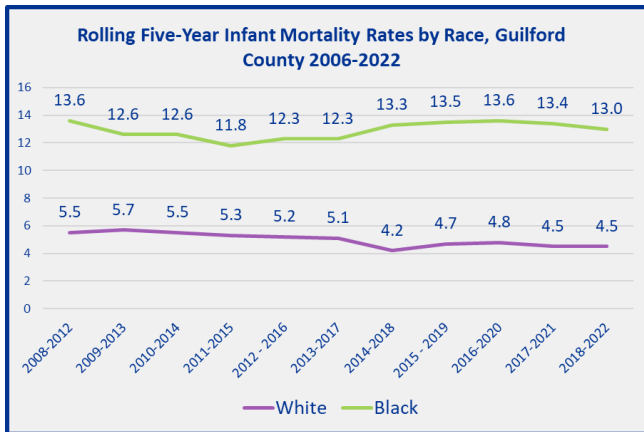


Data provided by the NC Center for Health Statistics, National Center for Health Statistics.

Infant Mortality Rates, US, NC, Guilford County and Comparison Counties

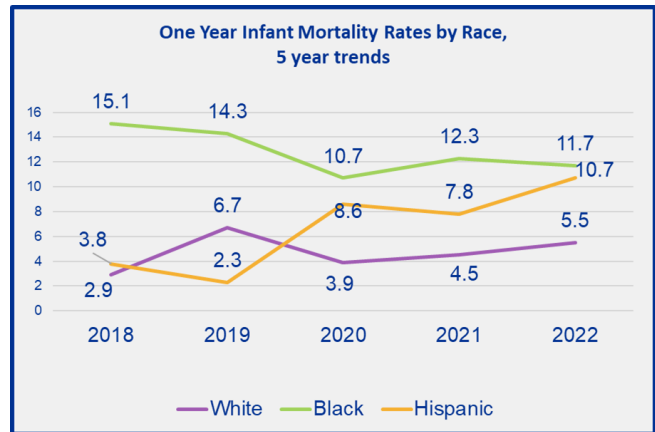


Five Year Comparisons By Race



This chart shows rolling 5-year rates comparing White and Black rates. Rolling five year infant mortality rates over the past 10 years are showing a slight overall improvement of 4.4% for Black infants in Guilford County.

Data provided by the NC Center for Health Statistics, National Center for Health Statistics.



This chart shows five years of one-year rates by race which shows a lot of fluctuation from year to year. One year infant mortality rates are showing a 22.5% improvement for Black infants since 2018. Both White and Hispanic infants experienced an increase. It is more reliable to focus on five year trends rather than year to year fluctuations.

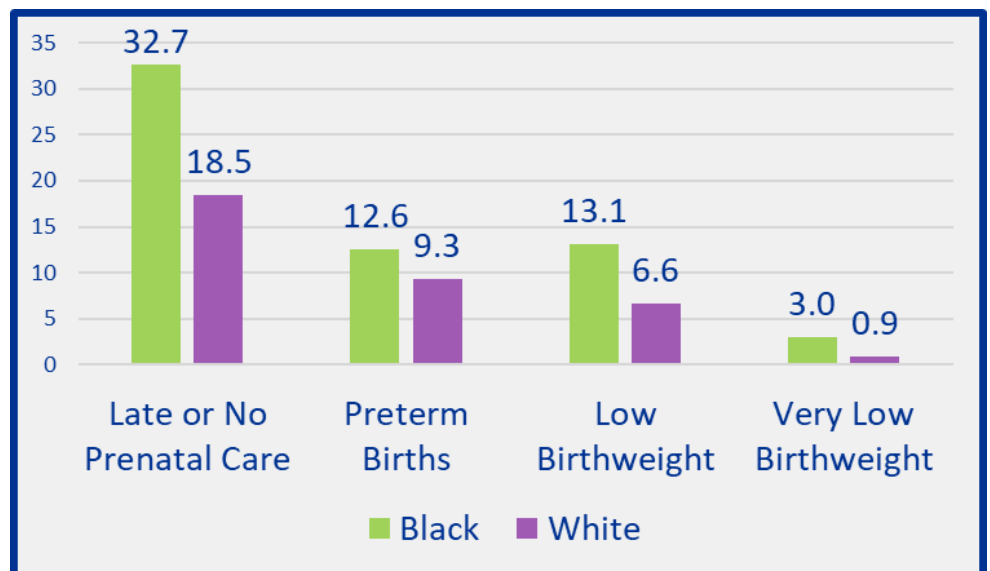
Factors that Lead to Infant Mortality in Guilford County

Every Baby Guilford is using three measurements for defining our success towards reaching our bold goal — late or no prenatal care, preterm birth, and low or very low birthweight rates.

Data provided by the NC Center for Health Statistics, National Center for Health Statistics.

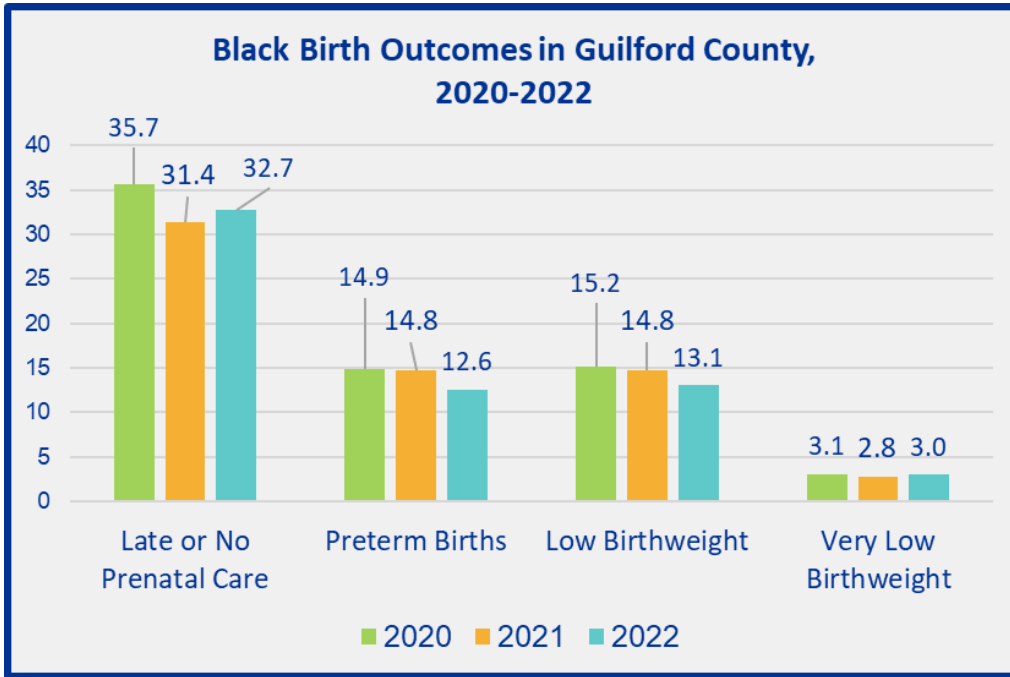
"Low" = <2500 gms/5.5 lbs
"Very Low" = <1500 gms/3.3 lbs

*Per 1,000 live births



When looking at health outcomes across race it becomes clear that Black women and their babies are continuing to do disproportionately worse than White women and their babies in all four infant health indicators.

Health Indicators Impacting Infant Mortality in Guilford County (2022)



*Per 1,000 live births

"Low" = <2500 gms/5.5 lbs

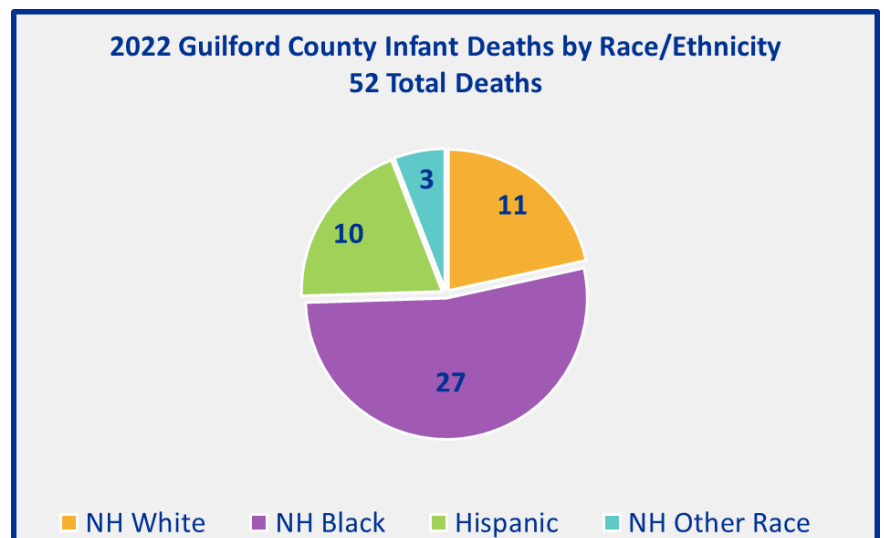
"Very Low" = <1500 gms/3.3 lbs

Data provided by the NC Center for Health Statistics, National Center for Health Statistics.

This chart shows Black birth outcomes since 2020. Preterm births and low birthweight rates are starting to see improvements from 2020 to 2022. Black women have also had improvement for entering early prenatal care, with an 8.4% decrease in reported late or no prenatal care since 2020.

Racial Disparities in Infant Mortality

In 2022, Black babies made up 39% of births in the county (similar to the year before) but 52% of infant deaths. This represents a decline of 21% since 2019, when Black infants made up 66% of infant deaths. While it is exciting to be able to announce this decrease for Black families in Guilford County, our Hispanic infant deaths have highly increased, doubling in number from 5 in 2021 to 10 in 2022. Hispanic infant deaths have increased at a rate 4.4 times higher.



Sum of deaths for racial/ethnic categories may not add up to total deaths due to missing, undetermined, or unclassifiable race information.